

PU Linear H Aramid FG Transparent

Article code: TBPU000174

General information

Productgroup	Timing belts, PU Linear
Industry segment	Food: Meat & poultry, Fish & seafood; General industry
Main product feature	Foodgrade, Oil & grease resistant, Self-alignment, Wear resistant bottom side

Belt construction

Tension member		aramid
Material	body	Polyurethane
Surface	tooth side	Polyurethane
	back side	Polyurethane

Characteristics

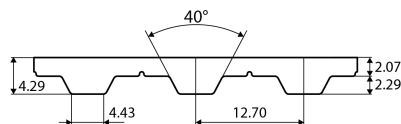
Food Grade (FG)	yes	EC 1935/2004, EU 10/2011; FDA
Antistatic (AS)	no	
Oil & Fat resistance	yes	

Technical data

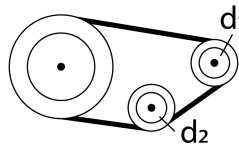
Tooth	profile		H	
	pitch		12.7 mm	0.5 in.
Hardness body material	ISO 868		92A Shore	
Belt thickness	total		4.3 mm	0.17 in.
Belt weight			3.5 kg/m ²	0.72 lbs/ft ²
Coefficient of friction	tooth side to steel	dynamic	0,5	
Operating temperature	continuous	from / to	-10 / 80 °C	14 / 176 °F
Minimum pulley diameter	A) without counter flexing	number of teeth, t1	14	
		d1	79.48 mm	3.13 in.
		d2	180 mm	7.09 in.
	B) with counter flexing	number of teeth, t1	20	
		d1	79.48 mm	3.13 in.
		d2	180 mm	7.09 in.
Belt width	maximum		152.4 mm	6 in.
Endless length	minimum		500 mm	19.69 in.
Manufacturing length	standard		100000 mm	328.08 ft.

Reference images

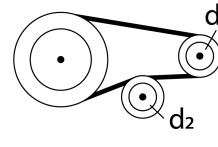
Side view



A) without counter flexing



B) with counter flexing



Fabrication

This information on the fabrication options is general, please contact Ammeraal Beltech for the specific fabrication possibilities of the timing belt of your choice.

Open end, prepared splice, spliced endless with mechanical fastener or a pin joint fastener.

Cleats welded or mechanically attached, metal teeth, guides welded or glued.

Covers can be welded, glued, coated or vulkanized onto the back side of the timing belt.

Thermoplastic covers can be embossed. Perforations, lateral and longitudinal slots, lateral and longitudinal profiles.

Additional Information

Tooth profile according to standard: metric ISO 17396 , imperial ISO 5296-1, curvilinear ISO 13050, depending on the belt type.

This sheet contains typical values, which apply to a temperature of approx. 20 °C (68 °F), unless otherwise stated, individual data may differ.

Consult our specialists for further information like technical calculations. Instructions regarding joining, storage & maintenance and tracking & tensioning.

Standard belt width [mm]	Allow. tensile load Linear open end & Torque [N]	Allow. tensile load Linear welded endless [N]	Spring force [N]
12.7	830	415	175000
19.1	1250	625	280000
25.4	1650	825	385000
38.1	2480	1240	580000
50.8	330	1650	768000
76.2	4900	2450	1180000
101.61	6300	3150	1570000

Speed rpm [1/min]	Specific tooth force [N/mm]	Specific power [W/mm]
0	4.53	0
25	4.352	0.023
50	4.235	0.045
75	4.104	0.065
100	4.011	0.085
150	3.845	0.122
200	3.722	0.158
300	3.507	0.223
400	3.341	0.283
500	3.205	0.339
750	2.952	0.469
1000	2.755	0.583
1250	2.603	0.689
1500	2.477	0.786
1750	2.369	0.878
2000	2.274	0.963
3000	1.984	1.26
4000	1.775	1.503

Standard