

PU Linear XL Aramid NT

Article code: TBPU000104

General information

Productgroup	Timing belts, PU Linear
Industry segment	General industry; Container & packaging; Paper & print
Main product feature	Low friction tooth side, Low noise, Positive drive, Wear resistant

Belt construction

Tension member		aramid
Material	body	Polyurethane
Surface	tooth side	Polyamide fabric
	back side	Polyurethane

Characteristics

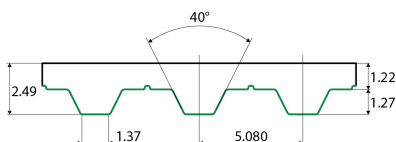
Food Grade (FG)	no
Antistatic (AS)	no
Oil & Fat resistance	yes

Technical data

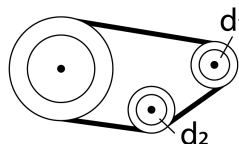
Tooth	profile		XL	
	pitch		5.08 mm	0.2 in.
Hardness body material	ISO 868		92A Shore	
Belt thickness	total		2.3 mm	0.09 in.
Belt weight			1.8 kg/m ²	0.37 lbs/ft ²
Coefficient of friction	tooth side to steel	dynamic	0,3	
Operating temperature	continuous	from / to	-10 / 80 °C	14 / 176 °F
Minimum pulley diameter	A) without counter flexing	number of teeth, t1	10	
		d1	15.66 mm	0.62 in.
		d2	25 mm	0.98 in.
	B) with counter flexing	number of teeth, t1	15	
		d1	23.75 mm	0.94 in.
		d2	25 mm	0.98 in.
Belt width	maximum		101.6 mm	4 in.
Endless length	minimum		500 mm	19.69 in.
Manufacturing length	standard		100000 mm	328.08 ft.

Reference images

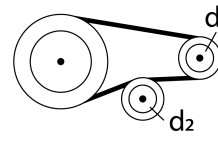
Side view



A) without counter flexing



B) with counter flexing



Fabrication

This information on the fabrication options is general, please contact Ammeraal Beltech for the specific fabrication possibilities of the timing belt of your choice.

Open end, prepared splice, spliced endless with mechanical fastener or a pin joint fastener.

Cleats welded or mechanically attached, metal teeth, guides welded or glued.

Covers can be welded, glued, coated or vulkanized onto the back side of the timing belt.

Thermoplastic covers can be embossed. Perforations, lateral and longitudinal slots, lateral and longitudinal profiles.

Additional Information

Tooth profile according to standard: metric ISO 17396 , imperial ISO 5296-1, curvilinear ISO 13050, depending on the belt type.

This sheet contains typical values, which apply to a temperature of approx. 20 °C (68 °F), unless otherwise stated, individual data may differ.

Consult our specialists for further information like technical calculations. Instructions regarding joining, storage & maintenance and tracking & tensioning.

Standard belt width [mm]	Allow. tensile load Linear open end & Torque [N]	Allow. tensile load Linear welded endless [N]	Spring force [N]
6.35	250	125	40500
7.94	320	160	47250
9.53	410	205	60750
12.7	500	250	81000
19.1	780	390	128250
25.4	1000	500	198750
38.1	1500	750	256500
50.81	2000	1000	337500

Speed rpm [1/min]	Specific tooth force [N/mm]	Specific power [W/mm]
0	2.51	0
25	2.42	0.005
50	2.366	0.01
75	2.321	0.015
100	2.263	0.019
150	2.193	0.028
200	2.124	0.036
300	2.022	0.051
400	1.942	0.066
500	1.877	0.079
750	1.753	0.111
1000	1.665	0.141
1250	1.587	0.168
1500	1.526	0.194
1750	1.474	0.218
2000	1.428	0.242
3000	1.288	0.327
4000	1.187	0.402

Standard