

PU Linear HTD14M Steel

Article code: TBPU000092

General information

Productgroup	Timing belts, PU Linear
Industry segment	General industry; Wood; Building materials: Stone & ceramics, Bricks & tiles
Main product feature	Positive drive, Wear resistant

Belt construction

Tension member		steel
Material	body	Polyurethane
Surface	tooth side	Polyurethane
	back side	Polyurethane

Characteristics

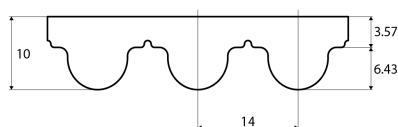
Food Grade (FG)	no
Antistatic (AS)	no
Oil & Fat resistance	yes

Technical data

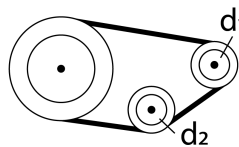
Tooth	profile		HTD14M	
	pitch		14 mm	0.55 in.
Hardness body material	ISO 868		92A Shore	
Belt thickness	total		10 mm	0.39 in.
Belt weight			11.3 kg/m ²	2.31 lbs/ft ²
Coefficient of friction	tooth side to steel	dynamic	0,5	
Operating temperature	continuous	from / to	-10 / 80 °C	14 / 176 °F
Minimum pulley diameter	A) without counter flexing	number of teeth, t1	28	
		d1	122.13 mm	4.81 in.
		d2	120 mm	4.72 in.
	B) with counter flexing	number of teeth, t1	28	
		d1	122.13 mm	4.81 in.
		d2	180 mm	7.09 in.
Belt width	maximum		115 mm	4.53 in.
Endless length	minimum		1200 mm	47.24 in.
Manufacturing length	standard		100000 mm	328.08 ft.

Reference images

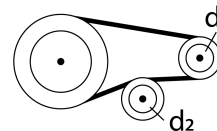
Side view



A) without counter flexing



B) with counter flexing



Fabrication

This information on the fabrication options is general, please contact Ammeraal Beltech for the specific fabrication possibilities of the timing belt of your choice.

Open end, prepared splice, spliced endless with mechanical fastener or a pin joint fastener.

Cleats welded or mechanically attached, metal teeth, guides welded or glued.

Covers can be welded, glued, coated or vulkanized onto the back side of the timing belt.

Thermoplastic covers can be embossed. Perforations, lateral and longitudinal slots, lateral and longitudinal profiles.

Additional Information

Tooth profile according to standard: metric ISO 17396 , imperial ISO 5296-1, curvilinear ISO 13050, depending on the belt type.

This sheet contains typical values, which apply to a temperature of approx. 20 °C (68 °F), unless otherwise stated, individual data may differ.

Consult our specialists for further information like technical calculations. Instructions regarding joining, storage & maintenance and tracking & tensioning.

Standard belt width [mm]	Allow. tensile load Linear open end & Torque [N]	Allow. tensile load Linear welded endless [N]	Spring force [N]
25	5500	2750	1375000
40	9500	4750	2375000
55	13000	6500	3250000
70	17100	8550	4280000
85	21000	10500	5250000
100	24700	12350	6100000
115.1	28000	14000	7000000

Speed rpm [1/min]	Specific tooth force [N/mm]	Specific power [W/mm]
0	13	0
25	12.71	0.074
50	12.46	0.145
75	12.2	0.214
100	11.91	0.278
150	11.46	0.401
200	10.97	0.512
300	10.43	0.73
400	9.92	0.926
500	9.46	1.104
750	8.54	1.495
1000	7.81	1.822
1250	7.22	2.106
1500	6.72	2.352
1750	6.28	2.564
2000	5.9	2.564
3000	4.71	2.753
4000	3.82	3.297

Standard