

PU Torque XH Steel NT

Article code: TBUT102310

General information

Productgroup	Timing belts, PU Torque
Industry segment	General industry; Wood; Building materials: Stone & ceramics, Bricks & tiles
Main product feature	Low friction tooth side, Positive drive, Wear resistant bottom side

Belt construction

Tension member		steel
Material	body	Polyurethane
Surface	tooth side	Polyamide fabric
	back side	Polyurethane

Characteristics

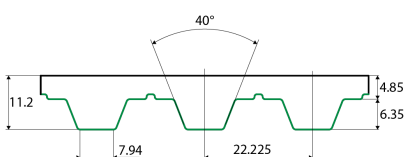
Food Grade (FG)	no	
Antistatic (AS)	no	
Oil & Fat resistance	yes	

Technical data

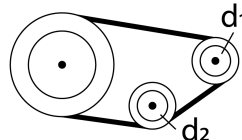
Tooth	profile		XH	
	pitch		22.225 mm	0.87 in.
Hardness body material	ISO 868		92A Shore	
Belt thickness			11.2 mm	0.44 in.
Belt weight			10.6 kg/m ²	2.17 lbs/ft ²
Coefficient of friction	tooth side to steel	dynamic	0,3	
Operating temperature	continuous	from / to	-10 / 80 °C	14 / 176 °F
Minimum pulley diameter	A) without counter flexing	number of teeth, t1	18	
		d1	124.54 mm	4.9 in.
		d2	150 mm	5.91 in.
	B) with counter flexing	number of teeth, t1	20	
		d1	138.69 mm	5.46 in.
		d2	180 mm	7.09 in.
Belt width	maximum		150 mm	5.91 in.
Belt length	minimum		900 mm	35.43 in.
	maximum		25000 mm	82.02 ft.

Reference images

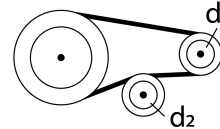
Side view



A) without counter flexing



B) with counter flexing



Fabrication

This information on the fabrication options is general, please contact Ammeraal Beltech to inquire for the specific fabrication possibilities of the timing belt of your choice.

Cleats welded or mechanically attached, metal teeth, guides welded or glued.

Covers can be welded, glued, coated or vulkanized onto the back side of the timing belt.

Thermoplastic covers can be embossed.

Perforations, lateral and longitudinal slots, lateral and longitudinal profiles.

Additional Information

Tooth profile according to standard: metric ISO 17396 , imperial ISO 5296-1, curvilinear ISO 13050, depending on the belt type.

This sheet contains typical values, which apply to a temperature of approx. 20 °C (68 °F), unless otherwise stated, individual data may differ.

Consult our specialists for further information like technical calculations. Instructions regarding joining, storage & maintenance and tracking & tensioning.

Standard belt width [mm]	Allow. tensile load Linear open end & Torque [N]	Allow. tensile load Linear welded endless [N]	Spring force [N]
25.4	3200	1600	880000
50.8	6500	3250	1760000
76.2	9800	4900	2640000
101.61	13500	6750	3520000

Speed rpm [1/min]	Specific tooth force [N/mm]	Specific power [W/mm]
0	9.6	0
25	9.266	0.086
50	8.953	0.166
75	8.67	0.241
100	8.383	0.311
150	7.926	0.44
200	7.48	0.554
300	6.942	0.771
400	6.553	0.971
500	6.248	1.157
750	5.691	1.581
1000	5.288	1.959
1250	4.977	2.304
1500	4.719	2.622
1750	4.502	2.918
2000	4.314	3.196
3000	3.74	4.156
4000	3.331	4.935

Standard