

PU Torque AT5 Steel

Article code: TBUT000800

General information

Productgroup	Timing belts, PU Torque
Industry segment	General industry; Container & packaging; Paper & print
Main product feature	Positive drive, Non-marking, Wear resistant

Belt construction

Tension member		steel
Material	body	Polyurethane
Surface	tooth side	Polyurethane
	back side	Polyurethane

Characteristics

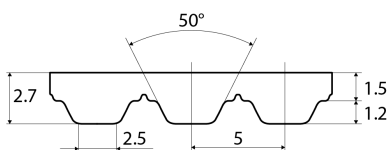
Food Grade (FG)	no
Antistatic (AS)	no
Oil & Fat resistance	yes

Technical data

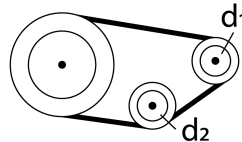
Tooth	profile		AT5	
	pitch		5 mm	0.2 in.
Hardness body material	ISO 868		92A Shore	
Belt thickness			2.7 mm	0.11 in.
Belt weight			3.4 kg/m ²	0.7 lbs/ft ²
Coefficient of friction	tooth side to steel	dynamic	0,5	
Operating temperature	continuous	from / to	-10 / 80 °C	14 / 176 °F
Minimum pulley diameter	A) without counter flexing	number of teeth, t1	15	
		d1	22.64 mm	0.89 in.
		d2	30 mm	1.18 in.
	B) with counter flexing	number of teeth, t1	25	
		d1	38.56 mm	1.52 in.
		d2	60 mm	2.36 in.
Belt width	maximum		150 mm	5.91 in.
Belt length	minimum		900 mm	35.43 in.
	maximum		25000 mm	82.02 ft.

Reference images

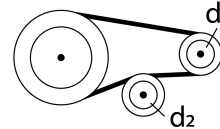
Side view



A) without counter flexing



B) with counter flexing



Fabrication

This information on the fabrication options is general, please contact Ammeraal Beltech to inquire for the specific fabrication possibilities of the timing belt of your choice.

Cleats welded or mechanically attached, metal teeth, guides welded or glued.

Covers can be welded, glued, coated or vulkanized onto the back side of the timing belt.

Thermoplastic covers can be embossed.

Perforations, lateral and longitudinal slots, lateral and longitudinal profiles.

Additional Information

Tooth profile according to standard: metric ISO 17396 , imperial ISO 5296-1, curvilinear ISO 13050, depending on the belt type.

This sheet contains typical values, which apply to a temperature of approx. 20 °C (68 °F), unless otherwise stated, individual data may differ.

Consult our specialists for further information like technical calculations. Instructions regarding joining, storage & maintenance and tracking & tensioning.

Standard belt width [mm]	Allow. tensile load Linear open end & Torque [N]	Allow. tensile load Linear welded endless [N]	Spring force [N]
10	560	280	140000
16	1100	550	280000
25	1700	850	437500
32	2220	1110	560000
50	3500	1750	875000
75	5250	2625	1312500
100.1	7000	3500	1750000

Speed rpm [1/min]	Specific tooth force [N/mm]	Specific power [W/mm]
0	3.64	0
25	3.572	0.007
50	3.501	0.015
75	3.468	0.022
100	3.424	0.029
150	3.34	0.042
200	3.292	0.055
300	3.192	0.08
400	3.089	0.103
500	2.995	0.125
750	2.807	0.175
1000	2.649	0.221
1250	2.522	0.263
1500	2.416	0.302
1750	2.326	0.339
2000	2.242	0.374
3000	1.985	0.496
4000	1.796	0.599

Standard