

# PU Linear ATK10-13 Steel

Article code: TBPU000296

## General information

<b>Productgroup</b>	Timing belts, PU Linear
<b>Industry segment</b>	General industry; Container & packaging; Wood: Panel board
<b>Main product feature</b>	Positive drive, Self-alignment, Wear resistant

## Belt construction

<b>Tension member</b>		steel
<b>Material</b>	<b>body</b>	Polyurethane
<b>Surface</b>	<b>tooth side</b>	Polyurethane
	<b>back side</b>	Polyurethane

## Characteristics

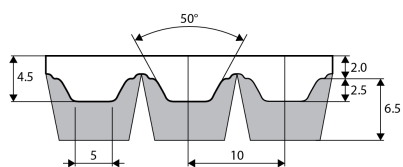
<b>Food Grade (FG)</b>	no
<b>Antistatic (AS)</b>	no
<b>Oil &amp; Fat resistance</b>	yes

## Technical data

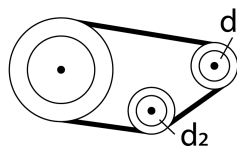
<b>Tooth</b>	profile		AT10	
	pitch		10 mm	0.39 in.
<b>Hardness body material</b>	ISO 868		92A Shore	
<b>Belt thickness</b>	total		4.5 mm	0.18 in.
<b>Coefficient of friction</b>	tooth side to steel	dynamic	0,5	
<b>Operating temperature</b>	continuous	from / to	-10 / 80 °C	14 / 176 °F
<b>Minimum pulley diameter</b>	A) without counter flexing	number of teeth, t1	25	
		d1	77.73 mm	3.06 in.
		d2	80 mm	3.15 in.
	B) with counter flexing	number of teeth, t1	25	
		d1	77.73 mm	3.06 in.
		d2	120 mm	4.72 in.
<b>Belt width</b>	maximum		100 mm	3.94 in.
<b>Endless length</b>	minimum		500 mm	19.69 in.
<b>Manufacturing length</b>	standard		100000 mm	328.08 ft.

## Reference images

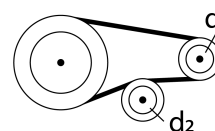
### Side view



### A) without counter flexing



### B) with counter flexing



## Fabrication

This information on the fabrication options is general, please contact Ammeraal Beltech for the specific fabrication possibilities of the timing belt of your choice.

Open end, prepared splice, spliced endless with mechanical fastener or a pin joint fastener.

Cleats welded or mechanically attached, metal teeth, guides welded or glued.

Covers can be welded, glued, coated or vulkanized onto the back side of the timing belt.

Thermoplastic covers can be embossed. Perforations, lateral and longitudinal slots, lateral and longitudinal profiles.

## Additional Information

Tooth profile according to standard: metric ISO 17396 , imperial ISO 5296-1, curvilinear ISO 13050, depending on the belt type.

This sheet contains typical values, which apply to a temperature of approx. 20 °C (68 °F), unless otherwise stated, individual data may differ.

Consult our specialists for further information like technical calculations. Instructions regarding joining, storage & maintenance and tracking & tensioning.

Standard belt width [mm]	Allow. tensile load Linear open end & Torque [N]	Allow. tensile load Linear welded endless [N]		Spring force [N]
10	1125	562.5		330000
16	1850	925		560000
25	3750	1875		95200
32	5000	2500		1232000
50	7500	3750		1960000
75	12000	6000		2968000
100.1	16000	8000		3920000

Speed rpm [1/min]	Specific tooth force [N/mm]	Specific power [W/mm]	
0	7.57	0	
25	7.423	0.031	
50	7.306	0.061	
75	7.18	0.09	
100	7.078	0.118	
150	6.895	0.172	
200	6.713	0.224	
300	6.418	0.321	
400	6.153	0.41	
500	5.921	0.493	
750	5.452	0.682	
1000	5.085	0.848	
1250	4.789	0.998	
1500	4.536	1.134	
1750	4.32	1.26	
2000	4.128	1.376	
3000	3.53	1.765	
4000	3.094	2.063	

Standard