

PU Linear STD8M Steel NT

Article code: TBPU000098

General information

Productgroup	Timing belts, PU Linear
Industry segment	General industry; Container & packaging; Wood: Panel board
Main product feature	Low friction tooth side, Low noise, Positive drive, Wear resistant

Belt construction

Tension member		steel
Material	body	Polyurethane
Surface	tooth side	Polyamide fabric
	back side	Polyurethane

Characteristics

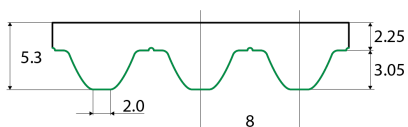
Food Grade (FG)	no
Antistatic (AS)	no
Oil & Fat resistance	yes

Technical data

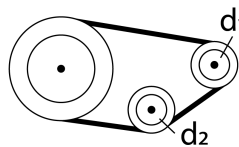
Tooth	profile		STD8M	
	pitch		8 mm	0.31 in.
Hardness body material	ISO 868		92A Shore	
Belt thickness	total		5.3 mm	0.21 in.
Belt weight			6.6 kg/m ²	1.35 lbs/ft ²
Coefficient of friction	tooth side to steel	dynamic	0,3	
Operating temperature	continuous	from / to	-10 / 80 °C	14 / 176 °F
Minimum pulley diameter	A) without counter flexing	number of teeth, t1	18	
		d1	44.46 mm	1.75 in.
		d2	50 mm	1.97 in.
	B) with counter flexing	number of teeth, t1	18	
		d1	44.46 mm	1.75 in.
		d2	120 mm	4.72 in.
Belt width	maximum		100 mm	3.94 in.
Endless length	minimum		500 mm	19.69 in.
Manufacturing length	standard		100000 mm	328.08 ft.

Reference images

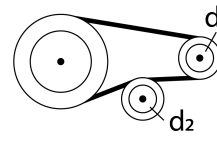
Side view



A) without counter flexing



B) with counter flexing



Fabrication

This information on the fabrication options is general, please contact Ammeraal Beltech for the specific fabrication possibilities of the timing belt of your choice.

Open end, prepared splice, spliced endless with mechanical fastener or a pin joint fastener.

Cleats welded or mechanically attached, metal teeth, guides welded or glued.

Covers can be welded, glued, coated or vulkanized onto the back side of the timing belt.

Thermoplastic covers can be embossed. Perforations, lateral and longitudinal slots, lateral and longitudinal profiles.

Additional Information

Tooth profile according to standard: metric ISO 17396 , imperial ISO 5296-1, curvilinear ISO 13050, depending on the belt type.

This sheet contains typical values, which apply to a temperature of approx. 20 °C (68 °F), unless otherwise stated, individual data may differ.

Consult our specialists for further information like technical calculations. Instructions regarding joining, storage & maintenance and tracking & tensioning.

Standard belt width [mm]	Allow. tensile load Linear open end & Torque [N]	Allow. tensile load Linear welded endless [N]	Spring force [N]
10	1980	990	495000
15	2860	1430	715000
20	3960	1980	990000
30	7170	3585	1760000
50	12540	6270	3135000
85	14300	7150	3575000
100.1	16500	8250	4100000

Speed rpm [1/min]	Specific tooth force [N/mm]	Specific power [W/mm]
0	7.41	0
25	7.27	0.024
50	7.17	0.048
75	7.07	0.071
100	6.943	0.093
150	6.73	0.135
200	6.598	0.176
300	6.211	0.248
400	5.943	0.317
500	5.671	0.378
750	5.198	0.52
1000	4.866	0.649
1250	4.487	0.748
1500	4.313	0.863
1750	4.048	0.945
2000	3.902	1.041
3000	3.3	1.32
4000	2.861	1.526

Standard