

# PU Moulded T5 -560 Steel

Article code: TBUM000072

## General information

<b>Productgroup</b>	Timing belts, PU Moulded
<b>Industry segment</b>	General industry; Container & packaging; Paper & print
<b>Main product feature</b>	Positive drive, Non-marking, Wear resistant

## Belt construction

<b>Tension member</b>		steel
<b>Material</b>	<b>body</b>	Polyurethane
<b>Surface</b>	<b>tooth side</b>	Polyurethane
	<b>back side</b>	Polyurethane

## Characteristics

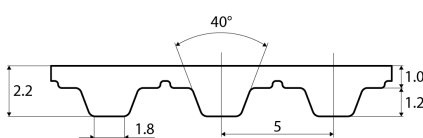
<b>Food Grade (FG)</b>	no
<b>Antistatic (AS)</b>	no
<b>Oil &amp; Fat resistance</b>	yes

## Technical data

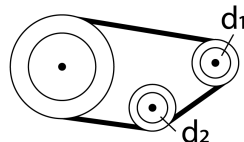
<b>Tooth</b>	profile		SLV8	
	pitch		5 mm	0.2 in.
<b>Hardness body material</b>	ISO 868		85A Shore	
<b>Belt thickness</b>			2.2 mm	0.09 in.
<b>Belt weight</b>			2.4 kg/m <sup>2</sup>	0.49 lbs/ft <sup>2</sup>
<b>Coefficient of friction</b>	tooth side to steel	dynamic	0,5	
<b>Operating temperature</b>	continuous	from / to	-25 / 80 °C	-13 / 176 °F
<b>Minimum pulley diameter</b>	A) without counter flexing	number of teeth, t1	10	
		d1	15.05 mm	0.59 in.
		d2	30 mm	1.18 in.
	B) with counter flexing	number of teeth, t1	15	
		d1	23.05 mm	0.91 in.
		d2	30 mm	1.18 in.
<b>Belt width</b>	maximum		400 mm	15.75 in.
<b>Belt length</b>			560 mm	22.05 in.

## Reference images

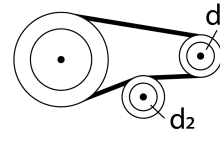
### Side view



### A) without counter flexing



### B) with counter flexing



## Fabrication

This information on the fabrication options is general, please contact Ammeraal Beltech to inquire for the specific fabrication possibilities of the timing belt of your choice.

Cleats welded or mechanically attached, metal teeth, guides welded or glued.

Covers can be welded, glued, coated or vulkanized onto the back side of the timing belt.

Thermoplastic covers can be embossed.

Perforations, lateral and longitudinal slots, lateral and longitudinal profiles.



**Additional Information**

Tooth profile according to standard: metric ISO 17396 , imperial ISO 5296-1, curvilinear ISO 13050, depending on the belt type.

This sheet contains typical values, which apply to a temperature of approx. 20 °C (68 °F), unless otherwise stated, individual data may differ.

Consult our specialists for further information like technical calculations. Instructions regarding joining, storage & maintenance and tracking & tensioning.

<b>Standard</b>	

Because of continuous development, the presented data is subject to alteration. This data replaces that included in previous publications. Ammeraal Beltech excludes any liability for the incorrect use of the above stated information. Subject to the general terms and conditions of sale and delivery, as applied by its operating companies, are all activities performed and services rendered by Ammeraal Beltech.