

# PU Linear AT5 Steel NTB

Article code: TBPU000061

## General information

<b>Productgroup</b>	Timing belts, PU Linear
<b>Industry segment</b>	General industry; Container & packaging; Paper & print
<b>Main product feature</b>	Low friction back side, Low friction tooth side, Positive drive, Wear resistant

## Belt construction

<b>Tension member</b>		steel
<b>Material</b>	<b>body</b>	Polyurethane
<b>Surface</b>	<b>tooth side</b>	Polyamide fabric
	<b>back side</b>	Polyamide fabric

## Characteristics

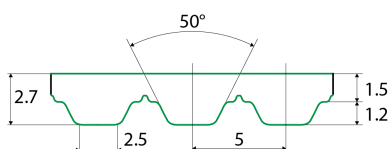
<b>Food Grade (FG)</b>	no
<b>Antistatic (AS)</b>	no
<b>Oil &amp; Fat resistance</b>	yes

## Technical data

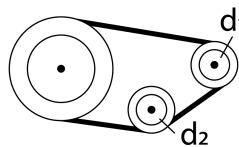
<b>Tooth</b>	profile		AT5	
	pitch		5 mm	0.2 in.
<b>Hardness body material</b>	ISO 868		92A Shore	
<b>Belt thickness</b>	total		2.7 mm	0.11 in.
<b>Belt weight</b>			3.4 kg/m <sup>2</sup>	0.7 lbs/ft <sup>2</sup>
<b>Coefficient of friction</b>	tooth side to steel	dynamic	0,3	
<b>Operating temperature</b>	continuous	from / to	-10 / 80 °C	14 / 176 °F
<b>Minimum pulley diameter</b>	A) without counter flexing	number of teeth, t1	15	
		d1	22.64 mm	0.89 in.
		d2	30 mm	1.18 in.
	B) with counter flexing	number of teeth, t1	25	
		d1	38.56 mm	1.52 in.
		d2	60 mm	2.36 in.
<b>Belt width</b>	maximum		100 mm	3.94 in.
<b>Endless length</b>	minimum		500 mm	19.69 in.
<b>Manufacturing length</b>	standard		100000 mm	328.08 ft.

## Reference images

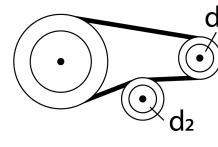
### Side view



### A) without counter flexing



### B) with counter flexing



## Fabrication

This information on the fabrication options is general, please contact Ammeraal Beltech for the specific fabrication possibilities of the timing belt of your choice.

Open end, prepared splice, spliced endless with mechanical fastener or a pin joint fastener.

Cleats welded or mechanically attached, metal teeth, guides welded or glued.

Covers can be welded, glued, coated or vulkanized onto the back side of the timing belt.

Thermoplastic covers can be embossed. Perforations, lateral and longitudinal slots, lateral and longitudinal profiles.

## Additional Information

Tooth profile according to standard: metric ISO 17396 , imperial ISO 5296-1, curvilinear ISO 13050, depending on the belt type.

This sheet contains typical values, which apply to a temperature of approx. 20 °C (68 °F), unless otherwise stated, individual data may differ.

Consult our specialists for further information like technical calculations. Instructions regarding joining, storage & maintenance and tracking & tensioning.

Standard belt width [mm]	Allow. tensile load Linear open end & Torque [N]	Allow. tensile load Linear welded endless [N]	Spring force [N]
10	560	280	140000
16	1100	550	280000
25	1700	850	437500
32	2220	1110	560000
50	3500	1750	875000
75	5250	2625	1312500
100.1	7000	3500	1750000

Speed rpm [1/min]	Specific tooth force [N/mm]	Specific power [W/mm]
0	3.64	0
25	3.572	0.007
50	3.501	0.015
75	3.468	0.022
100	3.424	0.029
150	3.34	0.042
200	3.292	0.055
300	3.192	0.08
400	3.089	0.103
500	2.995	0.125
750	2.807	0.175
1000	2.649	0.221
1250	2.522	0.263
1500	2.416	0.302
1750	2.326	0.339
2000	2.242	0.374
3000	1.985	0.496
4000	1.796	0.599

Standard