

PU Linear STD5M Steel NT

Article code: TBPU000096

General information

Productgroup	Timing belts, PU Linear
Industry segment	General industry; Container & packaging; Paper & print
Main product feature	Low friction tooth side, Low noise, Positive drive, Wear resistant

Belt construction

Tension member		steel
Material	body	Polyurethane
Surface	tooth side	Polyamide fabric
	back side	Polyurethane

Characteristics

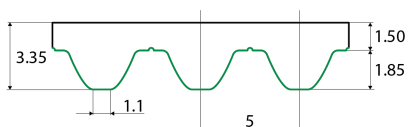
Food Grade (FG)	no
Antistatic (AS)	no
Oil & Fat resistance	yes

Technical data

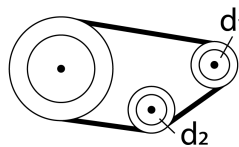
Tooth	profile		STD5M	
	pitch		5 mm	0.2 in.
Hardness body material	ISO 868		92A Shore	
Belt thickness	total		3.4 mm	0.13 in.
Belt weight			4.6 kg/m ²	0.94 lbs/ft ²
Coefficient of friction	tooth side to steel	dynamic	0,3	
Operating temperature	continuous	from / to	-10 / 80 °C	14 / 176 °F
Minimum pulley diameter	A) without counter flexing	number of teeth, t1	16	
		d1	24.5 mm	0.96 in.
		d2	50 mm	1.97 in.
	B) with counter flexing	number of teeth, t1	20	
		d1	30.87 mm	1.22 in.
		d2	50 mm	1.97 in.
Belt width	maximum		100 mm	3.94 in.
Endless length	minimum		500 mm	19.69 in.
Manufacturing length	standard		100000 mm	328.08 ft.

Reference images

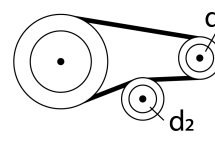
Side view



A) without counter flexing



B) with counter flexing



Fabrication

This information on the fabrication options is general, please contact Ammeraal Beltech for the specific fabrication possibilities of the timing belt of your choice.

Open end, prepared splice, spliced endless with mechanical fastener or a pin joint fastener.

Cleats welded or mechanically attached, metal teeth, guides welded or glued.

Covers can be welded, glued, coated or vulkanized onto the back side of the timing belt.

Thermoplastic covers can be embossed. Perforations, lateral and longitudinal slots, lateral and longitudinal profiles.

Additional Information

Tooth profile according to standard: metric ISO 17396 , imperial ISO 5296-1, curvilinear ISO 13050, depending on the belt type.

This sheet contains typical values, which apply to a temperature of approx. 20 °C (68 °F), unless otherwise stated, individual data may differ.

Consult our specialists for further information like technical calculations. Instructions regarding joining, storage & maintenance and tracking & tensioning.

Standard belt width [mm]	Allow. tensile load Linear open end & Torque [N]	Allow. tensile load Linear welded endless [N]		Spring force [N]
10	880	440		220000
15	1320	660		330000
20	1750	875		450000
30	2700	1300		690000
50	5060	2530		1265000
85	8600	4300		2120000
100.1	10120	5060		2530000

Speed rpm [1/min]	Specific tooth force [N/mm]	Specific power [W/mm]	
0	3.69	0	
25	3.611	0.008	
50	3.563	0.015	
75	3.512	0.022	
100	3.462	0.029	
150	3.39	0.042	
200	3.323	0.055	
300	3.19	0.08	
400	3.06	0.102	
500	2.981	0.124	
750	2.81	0.176	
1000	2.655	0.221	
1250	2.531	0.264	
1500	2.421	0.303	
1750	2.333	0.34	
2000	2.241	0.374	
3000	1.973	0.493	
4000	1.773	0.591	

Standard