

# PU Linear XH Steel NB

Article code: TBPU000122

## General information

<b>Productgroup</b>	Timing belts, PU Linear
<b>Industry segment</b>	General industry; Wood; Building materials: Stone & ceramics, Bricks & tiles
<b>Main product feature</b>	Low friction back side, Positive drive, Wear resistant

## Belt construction

<b>Tension member</b>		steel
<b>Material</b>	<b>body</b>	Polyurethane
<b>Surface</b>	<b>tooth side</b>	Polyurethane
	<b>back side</b>	Polyamide fabric

## Characteristics

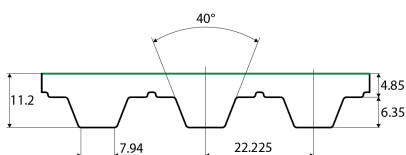
<b>Food Grade (FG)</b>	no
<b>Antistatic (AS)</b>	no
<b>Oil &amp; Fat resistance</b>	yes

## Technical data

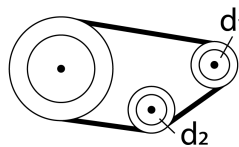
<b>Tooth</b>	profile		XH	
	pitch		22.225 mm	0.87 in.
<b>Hardness body material</b>	ISO 868		92A Shore	
<b>Belt thickness</b>	total		11.2 mm	0.44 in.
<b>Belt weight</b>			10.6 kg/m <sup>2</sup>	2.17 lbs/ft <sup>2</sup>
<b>Coefficient of friction</b>	tooth side to steel	dynamic	0,5	
<b>Operating temperature</b>	continuous	from / to	-10 / 80 °C	14 / 176 °F
<b>Minimum pulley diameter</b>	A) without counter flexing	number of teeth, t1	18	
		d1	124.54 mm	4.9 in.
		d2	150 mm	5.91 in.
	B) with counter flexing	number of teeth, t1	20	
		d1	138.69 mm	5.46 in.
		d2	180 mm	7.09 in.
<b>Belt width</b>	maximum		152.4 mm	6 in.
<b>Endless length</b>	minimum		1200 mm	47.24 in.
<b>Manufacturing length</b>	standard		100000 mm	328.08 ft.

## Reference images

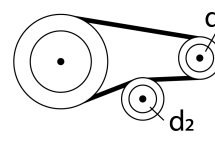
### Side view



### A) without counter flexing



### B) with counter flexing



## Fabrication

This information on the fabrication options is general, please contact Ammeraal Beltech for the specific fabrication possibilities of the timing belt of your choice.

Open end, prepared splice, spliced endless with mechanical fastener or a pin joint fastener.

Cleats welded or mechanically attached, metal teeth, guides welded or glued.

Covers can be welded, glued, coated or vulkanized onto the back side of the timing belt.

Thermoplastic covers can be embossed. Perforations, lateral and longitudinal slots, lateral and longitudinal profiles.

## Additional Information

Tooth profile according to standard: metric ISO 17396 , imperial ISO 5296-1, curvilinear ISO 13050, depending on the belt type.

This sheet contains typical values, which apply to a temperature of approx. 20 °C (68 °F), unless otherwise stated, individual data may differ.

Consult our specialists for further information like technical calculations. Instructions regarding joining, storage & maintenance and tracking & tensioning.

Standard belt width [mm]	Allow. tensile load Linear open end & Torque [N]	Allow. tensile load Linear welded endless [N]	Spring force [N]
25.4	3200	1600	880000
50.8	6500	3250	1760000
76.2	9800	4900	2640000
101.61	13500	6750	3520000

Speed rpm [1/min]	Specific tooth force [N/mm]	Specific power [W/mm]
0	9.6	0
25	9.266	0.086
50	8.953	0.166
75	8.67	0.241
100	8.383	0.311
150	7.926	0.44
200	7.48	0.554
300	6.942	0.771
400	6.553	0.971
500	6.248	1.157
750	5.691	1.581
1000	5.288	1.959
1250	4.977	2.304
1500	4.719	2.622
1750	4.502	2.918
2000	4.314	3.196
3000	3.74	4.156
4000	3.331	4.935

Standard