

# PU Torque T10 Steel

Article code: TBUT000300

## General information

<b>Productgroup</b>	Timing belts, PU Torque
<b>Industry segment</b>	General industry; Container & packaging; Wood: Panel board
<b>Main product feature</b>	Positive drive, Non-marking, Wear resistant

## Belt construction

<b>Tension member</b>		steel
<b>Material</b>	<b>body</b>	Polyurethane
<b>Surface</b>	<b>tooth side</b>	Polyurethane
	<b>back side</b>	Polyurethane

## Characteristics

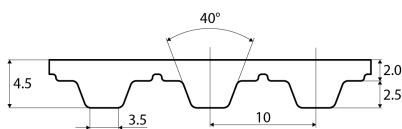
<b>Food Grade (FG)</b>	no
<b>Antistatic (AS)</b>	no
<b>Oil &amp; Fat resistance</b>	yes

## Technical data

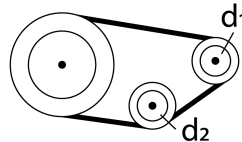
<b>Tooth</b>	profile		T10	
	pitch		10 mm	0.39 in.
<b>Hardness body material</b>	ISO 868		92A Shore	
<b>Belt thickness</b>			4.5 mm	0.18 in.
<b>Belt weight</b>			4.5 kg/m <sup>2</sup>	0.92 lbs/ft <sup>2</sup>
<b>Coefficient of friction</b>	tooth side to steel	dynamic	0,5	
<b>Operating temperature</b>	continuous	from / to	-10 / 80 °C	14 / 176 °F
<b>Minimum pulley diameter</b>	A) without counter flexing	number of teeth, t1	12	
		d1	36.35 mm	1.43 in.
		d2	60 mm	2.36 in.
	B) with counter flexing	number of teeth, t1	20	
		d1	61.81 mm	2.43 in.
		d2	60 mm	2.36 in.
<b>Belt width</b>	maximum		150 mm	5.91 in.
<b>Belt length</b>	minimum		900 mm	35.43 in.
	maximum		25000 mm	82.02 ft.

## Reference images

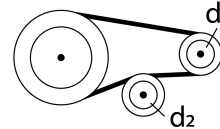
### Side view



### A) without counter flexing



### B) with counter flexing



## Fabrication

This information on the fabrication options is general, please contact Ammeraal Beltech to inquire for the specific fabrication possibilities of the timing belt of your choice.

Cleats welded or mechanically attached, metal teeth, guides welded or glued.

Covers can be welded, glued, coated or vulkanized onto the back side of the timing belt.

Thermoplastic covers can be embossed.

Perforations, lateral and longitudinal slots, lateral and longitudinal profiles.

## Additional Information

Tooth profile according to standard: metric ISO 17396 , imperial ISO 5296-1, curvilinear ISO 13050, depending on the belt type.

This sheet contains typical values, which apply to a temperature of approx. 20 °C (68 °F), unless otherwise stated, individual data may differ.

Consult our specialists for further information like technical calculations. Instructions regarding joining, storage & maintenance and tracking & tensioning.

Standard belt width [mm]	Allow. tensile load Linear open end & Torque [N]	Allow. tensile load Linear welded endless [N]	Spring force [N]
10	840	420	220000
16	1000	500	385000
25	2200	1100	632500
32	2620	1310	825000
50	4200	2100	1320000
75	5100	2550	1980000
100.1	7100	3550	2695000

Speed rpm [1/min]	Specific tooth force [N/mm]	Specific power [W/mm]
0	5.18	0
25	5	0.021
50	4.855	0.04
75	4.7	0.059
100	4.611	0.077
150	4.443	0.111
200	4.275	0.143
300	4.028	0.201
400	3.836	0.256
500	3.68	0.307
750	3.43	0.429
1000	3.163	0.527
1250	2.992	0.623
1500	2.844	0.711
1750	2.724	0.795
2000	2.612	0.871
3000	2.278	1.139
4000	2.039	1.359

Standard