

PU Linear AT20 Steel NT

Article code: TBPU000077

General information

Productgroup	Timing belts, PU Linear
Industry segment	General industry; Wood; Building materials: Stone & ceramics, Bricks & tiles
Main product feature	Low friction tooth side, Low noise, Positive drive, Wear resistant

Belt construction

Tension member		steel
Material	body	Polyurethane
Surface	tooth side	Polyamide fabric
	back side	Polyurethane

Characteristics

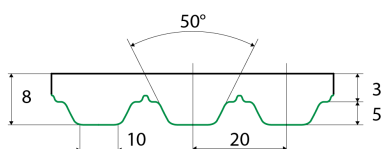
Food Grade (FG)	no
Antistatic (AS)	no
Oil & Fat resistance	yes

Technical data

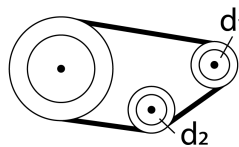
Tooth	profile		AT20	
	pitch		20 mm	0.79 in.
Hardness body material	ISO 868		92A Shore	
Belt thickness	total		8 mm	0.31 in.
Belt weight			9.7 kg/m ²	1.99 lbs/ft ²
Coefficient of friction	tooth side to steel	dynamic	0,3	
Operating temperature	continuous	from / to	-10 / 80 °C	14 / 176 °F
Minimum pulley diameter	A) without counter flexing	number of teeth, t1	18	
		d1	111.75 mm	4.4 in.
		d2	120 mm	4.72 in.
	B) with counter flexing	number of teeth, t1	25	
		d1	156.32 mm	6.15 in.
		d2	180 mm	7.09 in.
Belt width	maximum		150 mm	5.91 in.
Endless length	minimum		1200 mm	47.24 in.
Manufacturing length	standard		100000 mm	328.08 ft.

Reference images

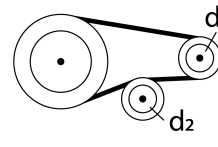
Side view



A) without counter flexing



B) with counter flexing



Fabrication

This information on the fabrication options is general, please contact Ammeraal Beltech for the specific fabrication possibilities of the timing belt of your choice.

Open end, prepared splice, spliced endless with mechanical fastener or a pin joint fastener.

Cleats welded or mechanically attached, metal teeth, guides welded or glued.

Covers can be welded, glued, coated or vulkanized onto the back side of the timing belt.

Thermoplastic covers can be embossed. Perforations, lateral and longitudinal slots, lateral and longitudinal profiles.

Additional Information

Tooth profile according to standard: metric ISO 17396 , imperial ISO 5296-1, curvilinear ISO 13050, depending on the belt type.

This sheet contains typical values, which apply to a temperature of approx. 20 °C (68 °F), unless otherwise stated, individual data may differ.

Consult our specialists for further information like technical calculations. Instructions regarding joining, storage & maintenance and tracking & tensioning.

Standard belt width [mm]	Allow. tensile load Linear open end & Torque [N]	Allow. tensile load Linear welded endless [N]	Spring force [N]
25	5600	2800	1375000
32	7200	3600	1875000
50	11700	5850	3000000
75	18000	9000	4625000
100	25200	12600	6125000
150.1	37000	18500	9250000

Speed rpm [1/min]	Specific tooth force [N/mm]	Specific power [W/mm]
0	15.14	0
25	14.81	0.123
50	14.41	0.24
75	14.2	0.355
100	13.87	0.462
150	13.36	0.668
200	12.94	0.863
300	12.23	1.223
400	11.59	1.545
500	11.04	1.84
750	9.94	2.485
1000	9.08	3.027
1250	8.37	3.488
1500	7.78	3.89
1750	7.21	4.206
2000	6.82	4.547
3000	5.42	5.42
4000	4.39	5.853

Standard