

# PU Torque AT20 Steel

Article code: TBUT001000

## General information

<b>Productgroup</b>	Timing belts, PU Torque
<b>Industry segment</b>	General industry; Wood; Building materials: Stone & ceramics, Bricks & tiles
<b>Main product feature</b>	Positive drive, Non-marking, Wear resistant

## Belt construction

<b>Tension member</b>		steel
<b>Material</b>	<b>body</b>	Polyurethane
<b>Surface</b>	<b>tooth side</b>	Polyurethane
	<b>back side</b>	Polyurethane

## Characteristics

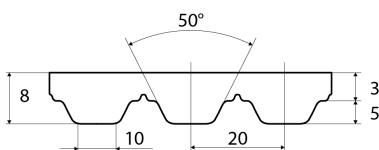
<b>Food Grade (FG)</b>	no
<b>Antistatic (AS)</b>	no
<b>Oil &amp; Fat resistance</b>	yes

## Technical data

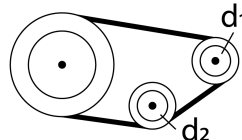
<b>Tooth</b>	profile		AT20	
	pitch		20 mm	0.79 in.
<b>Hardness body material</b>	ISO 868		92A Shore	
<b>Belt thickness</b>			8 mm	0.31 in.
<b>Belt weight</b>			9.7 kg/m <sup>2</sup>	1.99 lbs/ft <sup>2</sup>
<b>Coefficient of friction</b>	tooth side to steel	dynamic	0,5	
<b>Operating temperature</b>	continuous	from / to	-10 / 80 °C	14 / 176 °F
<b>Minimum pulley diameter</b>	A) without counter flexing	number of teeth, t1	18	
		d1	111.75 mm	4.4 in.
		d2	120 mm	4.72 in.
	B) with counter flexing	number of teeth, t1	25	
		d1	156.32 mm	6.15 in.
		d2	180 mm	7.09 in.
<b>Belt width</b>	maximum		150 mm	5.91 in.
<b>Belt length</b>	minimum		900 mm	35.43 in.
	maximum		25000 mm	82.02 ft.

## Reference images

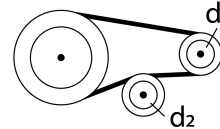
### Side view



### A) without counter flexing



### B) with counter flexing



## Fabrication

This information on the fabrication options is general, please contact Ammeraal Beltech to inquire for the specific fabrication possibilities of the timing belt of your choice.

Cleats welded or mechanically attached, metal teeth, guides welded or glued.

Covers can be welded, glued, coated or vulkanized onto the back side of the timing belt.

Thermoplastic covers can be embossed.

Perforations, lateral and longitudinal slots, lateral and longitudinal profiles.

## Additional Information

Tooth profile according to standard: metric ISO 17396 , imperial ISO 5296-1, curvilinear ISO 13050, depending on the belt type.

This sheet contains typical values, which apply to a temperature of approx. 20 °C (68 °F), unless otherwise stated, individual data may differ.

Consult our specialists for further information like technical calculations. Instructions regarding joining, storage & maintenance and tracking & tensioning.

Standard belt width [mm]	Allow. tensile load Linear open end & Torque [N]	Allow. tensile load Linear welded endless [N]	Spring force [N]
25	5600	2800	1375000
32	7200	3600	1875000
50	11700	5850	3000000
75	18000	9000	4625000
100	25200	12600	6125000
150.1	37000	18500	9250000

Speed rpm [1/min]	Specific tooth force [N/mm]	Specific power [W/mm]
0	15.14	0
25	14.81	0.123
50	14.41	0.24
75	14.2	0.355
100	13.87	0.462
150	13.36	0.668
200	12.94	0.863
300	12.23	1.223
400	11.59	1.545
500	11.04	1.84
750	9.94	2.485
1000	9.08	3.027
1250	8.37	3.488
1500	7.78	3.89
1750	7.21	4.206
2000	6.82	4.547
3000	5.42	5.42
4000	4.39	5.853

Standard