

# PU Linear T20 Steel NB

Article code: TBPU000050

## General information

<b>Productgroup</b>	Timing belts, PU Linear
<b>Industry segment</b>	General industry; Wood; Building materials: Stone & ceramics, Bricks & tiles
<b>Main product feature</b>	Low friction back side, Positive drive, Wear resistant

## Belt construction

<b>Tension member</b>		steel
<b>Material</b>	<b>body</b>	Polyurethane
<b>Surface</b>	<b>tooth side</b>	Polyurethane
	<b>back side</b>	Polyamide fabric

## Characteristics

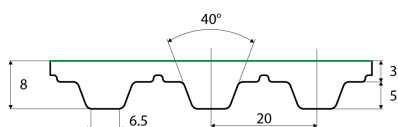
<b>Food Grade (FG)</b>	no
<b>Antistatic (AS)</b>	no
<b>Oil &amp; Fat resistance</b>	yes

## Technical data

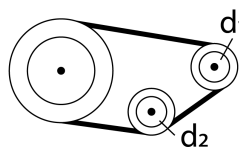
<b>Tooth</b>	profile		T20	
	pitch		20 mm	0.79 in.
<b>Hardness body material</b>	ISO 868		92A Shore	
<b>Belt thickness</b>	total		8 mm	0.31 in.
<b>Belt weight</b>			7.7 kg/m <sup>2</sup>	1.58 lbs/ft <sup>2</sup>
<b>Coefficient of friction</b>	tooth side to steel	dynamic	0,5	
<b>Operating temperature</b>	continuous	from / to	-10 / 80 °C	14 / 176 °F
<b>Minimum pulley diameter</b>	A) without counter flexing	number of teeth, t1	15	
		d1	92.64 mm	3.65 in.
		d2	120 mm	4.72 in.
	B) with counter flexing	number of teeth, t1	25	
		d1	156.32 mm	6.15 in.
		d2	120 mm	4.72 in.
<b>Belt width</b>	maximum		150 mm	5.91 in.
<b>Endless length</b>	minimum		1200 mm	47.24 in.
<b>Manufacturing length</b>	standard		100000 mm	328.08 ft.

## Reference images

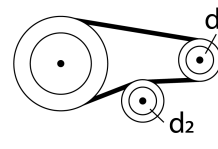
### Side view



### A) without counter flexing



### B) with counter flexing



## Fabrication

This information on the fabrication options is general, please contact Ammeraal Beltech for the specific fabrication possibilities of the timing belt of your choice.

Open end, prepared splice, spliced endless with mechanical fastener or a pin joint fastener.

Cleats welded or mechanically attached, metal teeth, guides welded or glued.

Covers can be welded, glued, coated or vulkanized onto the back side of the timing belt.

Thermoplastic covers can be embossed. Perforations, lateral and longitudinal slots, lateral and longitudinal profiles.

## Additional Information

Tooth profile according to standard: metric ISO 17396 , imperial ISO 5296-1, curvilinear ISO 13050, depending on the belt type.

This sheet contains typical values, which apply to a temperature of approx. 20 °C (68 °F), unless otherwise stated, individual data may differ.

Consult our specialists for further information like technical calculations. Instructions regarding joining, storage & maintenance and tracking & tensioning.

Standard belt width [mm]	Allow. tensile load Linear open end & Torque [N]	Allow. tensile load Linear welded endless [N]	Spring force [N]
25	3200	1600	870000
32	4100	2050	1130000
50	6500	3250	1760000
75	9800	4900	2630000
100	13500	6750	3500000
150.1	20000	10000	5000000

Speed rpm [1/min]	Specific tooth force [N/mm]	Specific power [W/mm]
0	10.45	0
25	10	0.083
50	9.69	0.161
75	9.35	0.234
100	9.14	0.305
150	8.74	0.437
200	8.35	0.557
300	7.78	0.778
400	7.34	0.979
500	6.95	1.158
750	6.33	1.183
1000	5.83	1.943
1250	5.39	2.246
1500	5.11	2.555
1750	4.84	2.823
2000	4.59	3.06
3000	3.84	3.84
4000	3.31	4.413

**Standard**