

PU Torque HTD8M Steel NT

Article code: TBUT102200

General information

Productgroup	Timing belts, PU Torque
Industry segment	General industry; Container & packaging; Wood: Panel board
Main product feature	Low friction tooth side, Positive drive, Wear resistant bottom side

Belt construction

Tension member		steel
Material	body	Polyurethane
Surface	tooth side	Polyamide fabric
	back side	Polyurethane

Characteristics

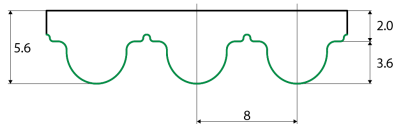
Food Grade (FG)	no	
Antistatic (AS)	no	
Oil & Fat resistance	yes	

Technical data

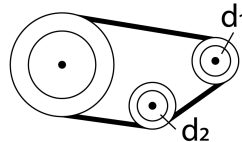
Tooth	profile		HTD8M		
	pitch		8 mm	0.31 in.	
Hardness body material	ISO 868		92A Shore		
Belt thickness			5.6 mm	0.22 in.	
Belt weight			6.9 kg/m ²	1.41 lbs/ft ²	
Coefficient of friction	tooth side to steel	dynamic	0,3		
Operating temperature	continuous	from / to	-10 / 80 °C	14 / 176 °F	
Minimum pulley diameter	A) without counter flexing	number of teeth, t1	18		
		d1	44.46 mm	1.75 in.	
		d2	50 mm	1.97 in.	
	B) with counter flexing	number of teeth, t1	18		
		d1	44.46 mm	1.75 in.	
		d2	120 mm	4.72 in.	
Belt width	maximum		150 mm	5.91 in.	
Belt length	minimum		900 mm	35.43 in.	
	maximum		25000 mm	82.02 ft.	

Reference images

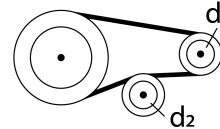
Side view



A) without counter flexing



B) with counter flexing



Fabrication

This information on the fabrication options is general, please contact Ammeraal Beltech to inquire for the specific fabrication possibilities of the timing belt of your choice.

Cleats welded or mechanically attached, metal teeth, guides welded or glued.

Covers can be welded, glued, coated or vulkanized onto the back side of the timing belt.

Thermoplastic covers can be embossed.

Perforations, lateral and longitudinal slots, lateral and longitudinal profiles.

Additional Information

Tooth profile according to standard: metric ISO 17396 , imperial ISO 5296-1, curvilinear ISO 13050, depending on the belt type.

This sheet contains typical values, which apply to a temperature of approx. 20 °C (68 °F), unless otherwise stated, individual data may differ.

Consult our specialists for further information like technical calculations. Instructions regarding joining, storage & maintenance and tracking & tensioning.

Standard belt width [mm]	Allow. tensile load Linear open end & Torque [N]	Allow. tensile load Linear welded endless [N]	Spring force [N]
10	2000	1000	504000
15	2900	1450	728000
30	4250	2125	1064000
50	7170	3585	1792000
85	12750	6375	3192000
100	14550	7275	3640000
115.1	16670	8335	4180000

Speed rpm [1/min]	Specific tooth force [N/mm]	Specific power [W/mm]
0	7.4	0
25	7.31	0.024
50	7.06	0.047
75	7	0.07
100	6.81	0.091
150	6.608	0.132
200	6.409	0.171
300	6.168	0.247
400	5.903	0.315
500	5.671	0.378
750	5.198	0.52
1000	4.835	0.645
1250	4.487	0.748
1500	4.286	0.857
1750	4.048	0.945
2000	3.878	1.034
3000	3.28	1.312
4000	2.844	1.517

Standard